

# **SPECIAL SCHOOLS PROPOSALS (22 May 2019)**

## **APPENDIX 2:**

### **ONLINE SURVEY AND ANALYSIS FROM PHASE 1 and 2**

#### **Contents**

2.1 Phase 1 Online Survey.....	2
2.2 Phase 1 Online survey results.....	5
2.2 Phase 1 Online survey additional comments.....	9
2.3 Phase 2 Online Survey.....	26
2.4 Phase 2 Online survey results.....	27
2.4.1 From friends of a family with a child with SEND:.....	27
2.4.2 From Parents/carers of a child with SEND:.....	28
2.4.3 From professionals with an interest in SEND:.....	35
2.4.4 Comments given by 'Others':.....	38

### Wiltshire Special Schools Consultation Phase 2

Having read the proposals for the future of Special School provision in Wiltshire and taking everything into account we would like your views on the proposed way forward. This consultation will be open between the 9th of January and 1st March 2019. You can also:

- Send feedback to Wiltshire Council on the email address: [specialschools@wiltshire.gov.uk](mailto:specialschools@wiltshire.gov.uk). This email is only to leave comments and should not be used if you need a reply. You can also use this email to request a paper copy of the consultation documents. Please put the request in the title of the email.
- As a parent/carer of a pupil, attend surgeries in the three schools, Rowdeford, Larkrise and St Nicholas. Parent/carers of pupils, staff and governors of these schools will receive invitations to these sessions.
- Attend one of the three open meetings for parent/carers that will be run by Wiltshire Parent Carer Council (WPCC) which will be advertised and booked on their website. [www.wiltshireparentcarercouncil.co.uk](http://www.wiltshireparentcarercouncil.co.uk) home page

You can read the full council documents from the 27th November cabinet meeting and also watch the cabinet meeting as a webcast by going to the Council web site and searching for the cabinet meeting

You can also watch videos of a conversation between Cllr. Laura Mayes and Stuart Hall from the WPCC which enables you to have a better feel about the thinking behind the proposals which you can find on the consultation portal on the Councils website, just search for consultations

### How we use your data

For the purposes of this survey Wiltshire Council acts as the Data Controller and by answering this survey you have given consent to the Council to process your personal data for the specific purpose of Market Research. All your answers will be treated with the strictest confidence and your personal data will not be shared with third parties outside of the Council. Any reports made public will be anonymised so that no individual can be identified. For further information about how Wiltshire Council uses your personal data, including your rights as a data subject, please see our Privacy notice on the Wiltshire Council website.

### Proposal for Special School Provision in Wiltshire

## A survey on the proposals for Special Schools in Wiltshire

Q1 The proposal for the future provision of Special Schools in Wiltshire is to invest £20m in a new centre of excellence for pupils with special needs and disabilities. It will be developed at Rowdeford/Rowde near Devizes to match the excellent facilities at Exeter House, Salisbury. This will involve closing the three schools, Rowdeford, St Nicholas and Larkrise and opening a new school at Rowde. We want to know whether you support this proposal?

- I support the proposal
- I do not support the proposal

Q2 If you said you support the proposal can you say what is your main reasons are for this? (please tick up to three boxes only)

- The idea that a Centre of Excellence will be created
- The proposal would provide improved facilities
- There would be access to therapies all at one site
- The proposal is about giving the best provision for children and young people with SEND
- Keeping the best of the schools
- Having a rural location but close to a town with good community links
- Other reason

If you said other  
please say

Q3 If you said you do not support the proposal can you say what is your main reason for this? (please tick up to three boxes only)

- Increased travel time
- Concern about the size of the new school
- The disruption to pupils who will have to move
- Worries about inclusion
- Closure of existing schools
- Being too remote
- Other

If you said other  
please say

## About you

Q4 Are you answering this survey as? (tick all that apply)

- A Wiltshire resident
- A parent carer of a child or young person with a SEND
- A relative or friend of a child/young person with SEND
- A parent carer of a child/young person currently in one of Wiltshire's Special schools
- A professional with an interest in special school provision
- Someone representing an organisation with an interest in special school provision

**A survey on the proposals for Special Schools in Wiltshire**

If you represent an organisation can you say what organisation?

**If you want to know more about the proposals please see the documents identified above that are also available to read on the Wiltshire Council website consultation portal, just search for consultations**

## 2.2 Phase 1 Online survey results

### A survey on the proposals for Special Schools in Wiltshire

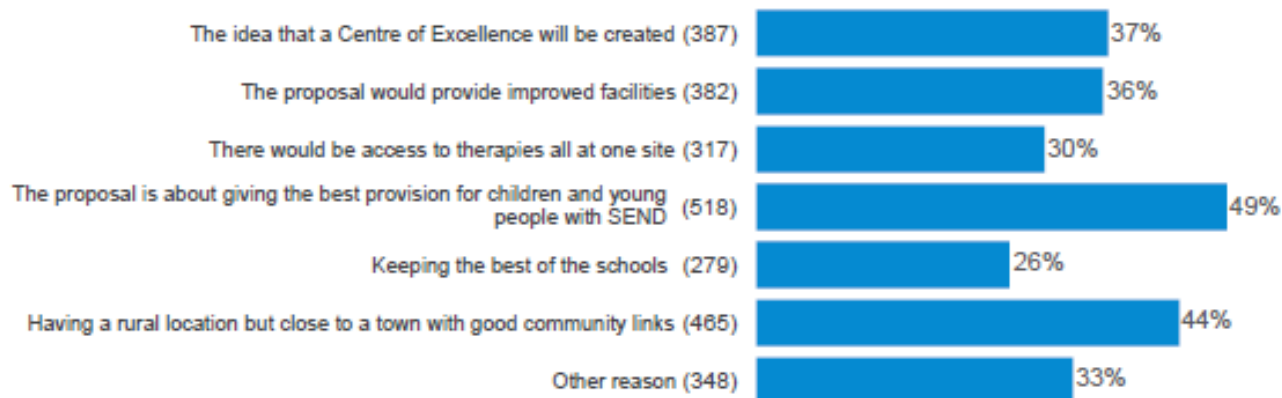
This report was generated on 08/03/19. Overall 2400 respondents completed this questionnaire.

The report has been filtered to show the responses for 'All Respondents'.

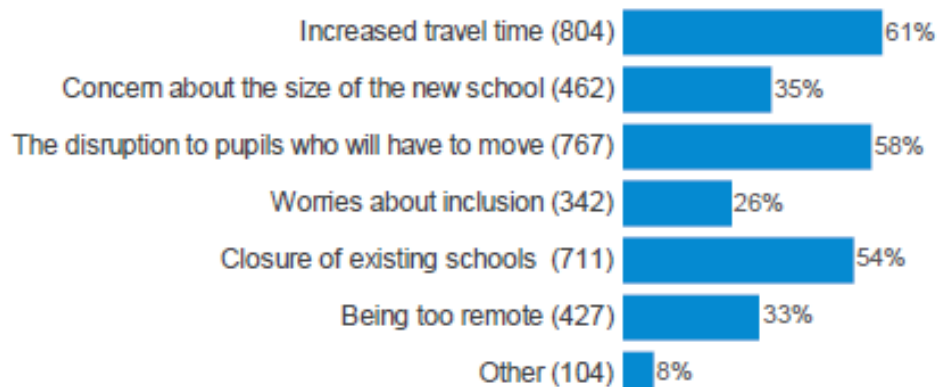
**The proposal for the future provision of Special Schools in Wiltshire is to invest £20m in a new centre of excellence for pupils with special needs and disabilities. It will be developed at Rowdeford/Rowde near Devizes to match the excellent facilities at Exeter House, Salisbury. This will involve closing the three schools, Rowdeford, St Nicholas and Larkrise and opening a new school at Rowde. We want to know whether you support this proposal?**



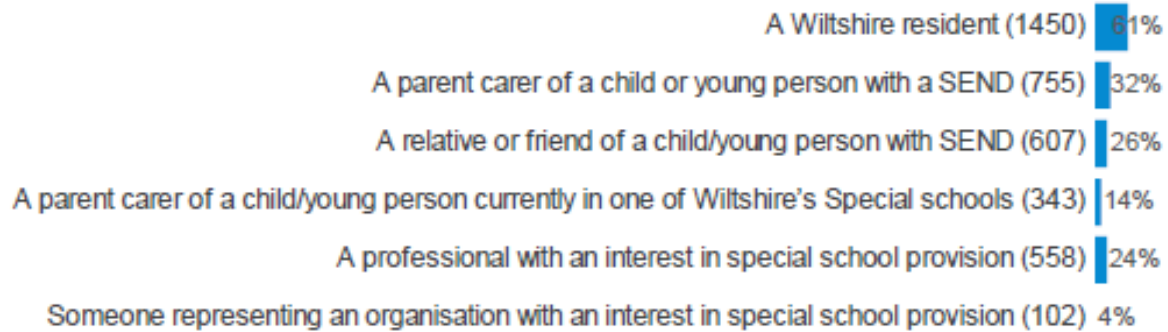
**If you said you support the proposal can you say what is your main reasons are for this? (please tick up to three boxes only) (If you said you support the proposal can you say what is ...)**



**If you said you do not support the proposal can you say what is your main reason for this? (please tick up to three boxes only) (If you said you do not support the proposal can you say w...)**



**Are you answering this survey as? (tick all that apply)**



**(If you represent an organisation can you say what organisation?)**

- Early Years
- Larkrise
- Jacob's Ladder
- St Nicholas school
- Lark rise school
- Larkrise School
- Parent Governor
- Parent Governor
- Wiltshire Portage
- Staff at St Nicholas
- Neptune Aquatic Solutions
- I am also a TA in a mainstream school, which has high level Sen. Parents feel trapped.
- A parent whose child goes to Sen resource base, and likely need Sen school secondary
- Coleme CE Primary School
- primary school
- Primary school
- School governor rowdeford
- Sheldon School
- Rowdeford Charity Trust
- Wiltshire parent carer support group
- Rowdeford School
- Magna Learning Partnership
- Exeter House School
- Exeter House School
- Pewsey Primary School
- Studley Green Primary School
- St Mark's C of E Junior School
- Exeter House School
- chair of governors Rowdeford School
- I'm Chair of Governom at St Sampson's CoE Primary School, Cricklade
- Rowdeford
- At last a forward thinking approach to sendbin wiltshire
- St Nicholas School
- Trustee of Rowdeford Charity Trust
- chippenham senior phab club
- Larkrise
- Childcare & SENCO
- No to special school closure
- Somerset county council ex employee of 28 years. Moving to ofsted next month.
- S6C
- Larkrise School

(If you represent an organisation can you say what organisation?)

Taxis

Taxis

Taxis

Cobra

Cobra

Taxis

Cobra

Cobra

Taxis

no

Parents

Rowdeford Charity Trust

devizes lions

Devizes Lions Club

Devizes Lions

Rowdeford Charity Trust

Rowdeford

Virgin Care

Wiltshire Connect

St Nicholas school

Chippenham Town Council

St Nicholas school

St Nicholas school

Rowdeford School

St Nicholas School

St Nicholas

NHS Speech Therapy

EOTAS

Hoc

an ex-student of Rowdeford School

Send teacher

PDA/ Autistic/ anxiety support groups nationwide and ex parent at Rowdeford School.

Rowdeford

Clubs that used the facilities in holidays for our young children/ adults with disabilities

Parent of a SEN professional.

Rowdeford Governor

Rowdeford Governor

It would be such a shame to see the school close as it is an amazing school

St Nicholas School

Rowdeford Charity Trust (Registered No 1088605) founded by me in 2001

Rowdeford

(If you represent an organisation can you say what organisation?)

---

HM Forces

---

Parents

---

Kennet

---

Parents grpup

---

Wiltshire Music Centre

---

Canon's House



## 2.2 Phase 1 Online survey additional comments

Taking all disabled children from Trowbridge town will create more discrimination against disabled people in our community .
The effect on the children...read into autism and the effects
The chosen location of the new superschool in a tiny village with no infrastructure
Location of new school
Proposed new school's isolation from pupils' own communities. It will be far more difficult to prepare them adequately for life after school, which is the ultimate goal.
Distribution of schools does not match distribution of population/fair distance to travel.
Removing children from their community
Implications to Staff
Equalities
Lack of Parental choice when choosing a school
My son is sick when having to travel on his medication. At the moment I can walk him to school, Its not right a child should be taking travel sickness tablets every single day just to get to school.
All the above. Asking us for 3 options is not enough.
Relating to the closures The environmental impact of the increase in car usage in number of journeys and cumulative mileage , including the increases using WCC own figures related to the relocation of 30plus percent of pupils currently attending schooling in their home towns of Chippenham and Trowbridge. The ability of pupils particularly PMLD students to attend this single school and hospital appointments without unduly increase the time out of school and the demands on parents. Due to illness
Lack of adequate Post 16/18 provision for those not suited to Wiltshire college
The Rowdeford School site is retained.
The proposal as detailed will by its outcome create a more urban environment thus losing the magic that is within the present location .
Location 1 school is not enough to cover Wiltshire
The transport links, including the road access, is poor. The roads are narrow, twisty and dangerous with passing HGVs; this is a huge concern considering the school will be 43minutes to the nearest A&E, not counting the ambulance needing to get to the remote school first. For this reason, I will explore ALL other options before sending my child with epilepsy there.
No nearby hospital with specialist equipment
Poor access for emergency services and the fact that it is remote from towns for walking to shops etc
We as parents have our amount of choice of school reduced
Children should be educated in the community where they live, not a remote warehouse
Our son would have got lost in a larger school it just is not appropriate for many children with SEND.
SEND pupils need to be in small schools where they can receive the attention they need to achieve their full potential . It also strikes me that parents and careers are going to find it difficult to access the new school from across the county.
Access to these schools from others who need support
My son going out of town
The lack of 6th form provision. There's not enough of a choice now!

Removing the children away from the local community like you already have done with the adults with learning disabilities
all Of the listed reason above. A failure of Wiltshire council to consider local community connections that have been built. Saying Abbeyfield site is too far out of town contradicts where the new school will be. Reduculous . Our poor children and families. It's all a money saving excercise and no one is listening.
Do not close Rowdeford, but expand the excellent provisions already in practice
The option proposed in summer 2018 was to 'create one new school' but nowhere did it say this would REPLACE the existing schools. Many of us read this as in ADDITION to the current schools to meet growing demand for SEND provision. The proposal then and now is unfair and fundamentally flawed! Also, how are we supposed to consult on the closures of the schools at the same time as the new mega school, which is only an idea? I can't agree to the closures based on a badly formed and incomplete plan.
Loss of the hydrotherapy pool at St Nicholas school, which is used by over 1000 people per week
I think the plans are too big. Keep st nicks and lark rise as primary school SEN school, and then create new school for 11+ years SEN. This should still meet capacity needs
Segregating young people with additional needs from their local communities and opportunities to integrate and be a part of joint activities with their local mainstream schools and pupils. Isolating nature of location in case of emergencies. Increased travel time is a major disadvantage especially to those with seizures and complex medical conditions.
Where the school is located
All of the above but can't tick all wonder why hummm
Disruption to road as busses get in and out of school
Withdrawing any kind of choice that may currently be available for parents and carers.
Current schools Larkrise and St Nicks are NOT fit for purpose. Over crowded too small no storage and not fit for purpose. Also young people having to stay in
Rowdeford can accommodate the increase in numbers, and is a fantastic school
Not near to shops, cafe, walks (pavements to narrow for wheelchairs or linked arm walker, leisure facilities/centre/gym, local community removed. Again cutting choice of parents who already have limited choice due to sen and provision locally
The Rowdeford site is ideal for expansion, therefore able to support many more children
I would like the existing rowdeford site and school to be included with the super school. It's ethos and the achievements are too great to ignore. This is one of your best assets and you would be crazy to close it.
Rowdeford School is a wonderful school and marvellous site. The school at present is well resourced and managed with amazing teaching and non-teaching staff. I see no reason why it should close while additional facilities are completed to bring a stronger provision to Rowdeford. Why lose what is already there?
There is children that have very complex needs and that will need more monitoring, putting all the pupils together would upset, routine would be out of sync. These pupils needs to be embraced by the public not shut away in a remote environment.
Rowdeford school site is retained and grows as needed.
Rowdeford is an amazing school which has changed my son's life.The walled but large country environment allowed him to learn that outside can be a safe and welcoming space, and it was outdoors he firsy tried cooking!(over a campfire which he loved!). The physical set up of the school has helped him feel more confident, it has encouraged his interest in history. Please don't let it lose it's character which is a real strength.

<p>My son has excelled at Rowdeford- his confidence and social skills have improved so much. His ability to visit the local cafe and church has made him feel part of a community who really accept and support the children of Rowdeford.</p>
<p>The unique set up of Rowdeford has helped my son in ways I couldn't imagine - the history of the buildings encouraged his interest in war history and caused him to explore his dead granfathers life in the war- he now calls him his hero!! Being surrounded by physical history and amazing grounds creates an atmosphere of longevity and stability, it's anchored him in a safe place to learn and mature.</p>
<p>I thought the new school was going to be in ADDITION to the other schools, not in place of it. I feel Wiltshire Council deceived us and were misleading with the options presented in the summer's consultation!!!</p>
<p>The current Rowdeford site can expand and grow without having to close the school. The site has the most available land for expansion to provide all facilities on one site</p>
<p>The Rowdeford School site will be retained. Rowdeford School can grow to accommodate the increase in numbers.</p>
<p>The Rowdeford site will be retained. Rowdeford can grow accommodate the increase in numbers.</p>
<p>the Rowdeford School Site is magic, im glad it is staying, however i believe Rowdeford school can remain and increase its numbers rather than have to close and re-open as a new school</p>
<p>The Rowdeford site will be retained. Rowdeford can grow to accommodate the increase in numbers.</p>
<p>retaining the Rowdeford site and that Rowdeford can grow to accommodate the increase in numbers rather than needing to close.</p>
<p>The Rowdeford School site is retained Rowedford can grow to accommodate the increase numbers.</p>
<p>Rowdeford School and it's surrounding land is more equipped for expansion to allow a better and improved education centre for SEND</p>
<p>The Rowdeford site will be retained. Rowdeford can grow accommodate the increase in numbers.</p>
<p>The Rowdeford site will be retained and provides the scope for the further development, thus future proofing SEND provision in the north of the county.</p>
<p>Rowdeford school site needs to be retained. This is an excellent resource with the capability to grow to include the increase in pupil numbers.</p>
<p>I agree that SEND needs to improve and believe that Rowdeford should grow to incorporate the increase.</p>
<p>I believe that Rowdeford School is an excellent school that provides opportunities for learning which are not available in many other schools. I think the school can grow and develop over time with school numbers growing with this development.</p>
<p>Rowdeford has amazing outdoor spaces that allow even better learning opportunities for the students on the site. Rowdeford is in the unique position to have room for expansion still allowing pupils to have the opportunity to have access to these outdoor spaces.</p>
<p>Rowdeford has amazing outdoor spaces that allow even better learning opportunities for the students on the site. Rowdeford is in the unique position to have room for expansion while still allowing pupils to have the opportunity to have access to these outdoor spaces.</p>
<p>I'd like to see the existing site retained to allow continuance of the current ethos and excellence of Rowdeford, with enhanced provision for students.</p>

Rowdeford has amazing outdoor spaces that allow even better learning opportunities for the students on the site. Rowdeford is in the unique position to have room for expansion still allowing pupils to have the opportunity to have access to these outdoor spaces.

Rowdeford school would stay open. However, it is the least worst of the options and the whole thing looks like a cost cutting exercise with the most vulnerable pupils

The Rowdeford site will be retained and provides the scope for the further development, thus future proofing SEND provision in the north of the county.

Rowdeford school site needs to be retained. This is an excellent resource with the capability to grow to include the increase in pupil numbers.

because the teachers are very friendly at rowdeford and all strudents should be taught by them

Rowdeford school site needs to be retained. This is an excellent resource with the capability to grow to include the increase in pupil numbers.

I'd like to see the existing site retained to allow continuance of the current ethos and excellence of Rowdeford, with enhanced provision for students.

The Rowdeford site will be retained. Rowdeford can grow accommodate the increase in numbers and continue to be a centre of excellence for children with SEND.

As well as providing access to therapies all at one site which would be highly practical, it would provide continued access to the excellent facilities for outdoor learning and teaching about the environment.

Rowdeford is a great location and I strongly believe that the school's ethos and values can expand to the growth in potential numbers rather than close and loose it's identity

Rowdeford site is amazing and you will never get an equivelent site in a new site

The outdoor space at Rowdeford is amazing

Rowdeford is an awesome school. Why does it need to close?

Nlce school in the best environment for SENd students

The thereputic benefits of learning in the outside that only the rowdeford site can support

Rowdeford must stay open - it is amazing and teaches students independants with their outdoor learning

Rowdeford is amazing and cannot be lost

Amazing resources that would be lost if Rowdeford School- let all children experiencecthevrowdeford magic

Rowdeford is an ideal site for the one school proposal. It has room to expand and I believe it is the best option for the children and families of Wiltshire

It is essential to retain the Rowdeford site due to its unique opportunities for outdoor learning and its space to grow and accommodate the increase in numbers of pupils.

Rowdeford School should be retained. Rowdeford School is blessed with a large estate. By utilizing the council owned fields at the rear, the School can be grown to accomodate numbers. The financial investment can be optimised to make use of existing facilities where appropriate as well as a new build at the site.

It is important to retain Rowdeford School site that can expand to accommodate increased numbers and not close the school.

Rowdeford can grow to meet the increase in pupil numbers: it has site capacity and a dedicated, experienced staff willing to share their expertise.

I cannot stress the importance of retaining the Rowdeford site and I believe Rowdeford can grow to accommodate the increase in numbers rather than needing to close.

Rowdeford School is a unique site which provides excellent outdoor learning facilities for its pupils (and those who attend regularly from main stream schools as part of the Alternative Provision programme). It has the space to grow both in size of accommodation and capacity and is ideally situated for pupils from all over Wiltshire to attend.
Rowdeford site is unique and will be a shining light for the new school
Rowde is centrally located in Devizes which means that journey times will be equitable - wherever you live
I've known since my son was born that I wanted him to go to rowdeford- I am overjoyed the plan is to make it even better for when my son joins in 5 yrs time
I'm not worried about the travel - I am concern I get the best school for my child- that is rowdeford!
The Rowdeford Site is the best site due to it's environmental surroundings and also the outdoor experience the children would get going there
Rowdeford School has amazing facilities unable to be replicated anywhere else, it has the space to grow with the needs of an ever growing special needs student population now and into the future. You must keep this amazing site!!
Rowdeford school and it's rural site is excellent for children with SEN. The school can grow and its positive ethos can be maintained.
It is important to retain the Rowdeford site. Rowdeford can grow to accommodate the increase in numbers rather than needing to close.
It is extremely important to retain the magical Rowdeford site. The best solution would be to expand Rowdeford School not shut it!!
The only reason is that rowdeford must be preserved
Amazing rowdeford site giving all children the benefits of outside learning
Rowdeford must survive - only they have the expertise to manage this growth
Mike Loveridge is the only head with the vision to make this plan a reality
Rowdeford is the only site this new centre of excellent could be built to keep the space so send students are educated in minimum floor space designed schools
Rowdeford is amazing - just go there and see the ethos and learning environment
The existing facilities at Rowdeford School should be used and expanded to provide all of the above.
It is very important children from rural Wiltshire, are educated in a rural setting
Rowdeford has an excellent reputation, plenty of space to develop a new school, lovely grounds/woods for the children
Rowdeford is the best site to have a school with the space to grow
Rowdeford is central to Wiltshire and is the idea location
We need a co-ordinated approach to send this can only be done under one site and with the expertise of Rowdeford staff
But Rowdeford must stay open to drive this new development forward
Rowdeford is the only place for this super school- in a super location and a school with a super track record - Rowdeford must stay open
Rowdeford is the only option in terms of location, site and opportunities for growth. I think the proposal is really inspiring and exciting
I totally agree with the proposal having one school at Rowde but do not understand why you are shutting Rowdeford, surely you need their expertise - so why not just grow Rowdeford?
Rowdeford must stay open

<p>This facility, particularly its outdoor surroundings, gives freedom of movement and space to children whose worlds are often turned in on themselves.</p>
<p>I have known Rowdeford for many years and have seen children blossom, due to the skills of the staff and the space that allows learning to take place beyond the classroom.</p>
<p>The site in Rowde is perfect for a growth of a school already on the site. Rowdeford school is known for the fantastic outdoor provision that is so precious to the SEND students it can not be lost. No other centre of excellence anywhere in the county would be able to offer outdoor learning as it is at Rowdeford.</p>
<p>The unique and high quality provision and experiences provided for children at Rowdeford School needs to be protected</p>
<p>Rowdeford is the right place, right setting and ideally located for pupils and has space to grow numbers.</p>
<p>ALL of the reasons above</p>
<p>Rowdeford has room to grow and is an amazing site with lots of opportunities.</p>
<p>lack of information and transparency available on the - selection of the academy provider, skills &amp; knowledgeable expertise within the LA to manage this, huge disruption for very few extra places - many of the extra places are created by taking post16 students out of the schools and into Wilts College, lack of information regarding the adequacy and strength of the post16 offering, lack of information regarding the '3 nursery provisions', inability to guarantee the claims of improvements</p>
<p>concerned about the new academy provider, WC skills/impartiality to select appropriately, &amp; restrictions on new providers coming into Wiltshire, lack of evidence on alleged 'inclusion' merits - what do the primary and secondary schools say?, lack of information about how Exeter Ho fits into the plan, claims of better dev of life skills closer to home cannot be true, choice is still mainstream or special in these plans,</p>
<p>Rowdeford School and its surrounding land is more equipped for expansion to allow a better and improved education centre for SEND</p>
<p>You can't have a successful 'super specialist school' if you want to look at an outstanding model look at Fossey School . There is no way a big school environment can offer the nurturing, low level travel, purposeful, supportive environment that these students require and deserve</p>
<p>I believe it is vitally important to keep the unique Rowdeford site as it can grow to accommodate the increase in numbers.</p>
<p>Amount of extra traffic. Parents getting children to the school</p>
<p>The Rowdeford site has unsurpassed LOTC facilities that engage the students and provide varied opportunities that are not available at any of the other sites. It also provides opportunities for SEN students from mainstream to undertake the plus programme and help keep them engaged in learning. If this facility was lost, it would have a far reaching negative impact not only in SEN school provision but on mainstream SEN provision and opportunities.</p>
<p>Loss of 16 to 19 provision</p>
<p>Recruiting suitable staff, appropriate sensory curriculum for more profound students, accessing the wider community as part of curriculum</p>
<p>Rowdeford can grow to support the extra pupils. It does not need to close. The school is excellent with the grounds and facilities it can offer.</p>
<p>The Rowdeford site is a beautiful site with enough space to grow in the future. This could be done while current pupils are maintained without too much of an issue.</p>

i think Rowdeford school plays a very important roll in special education & should definitely stay very active supporting the need of children now & in the future & funding shouldnt be put first & the support of children that benefit so very much from the school should provide proof this school stays in its current prominent position to support children within its area as it does so well
This school is outstanding and should remain open
The rowdeford school site retained Rowdeford school can grow to accommodate the increase in numbers
the rowdeford school is the best place for children that have needs and i support this school
It'd be great to see Rowdeford school stay in place, and allow it to grow to accommodate the growth of other users.
it would be good to see rowdeford school stay as is and expand to accommodate the other facilities
Rowdeford School to grow and accommodate the increasing numbers of SEN children.
It presents an opportunity to build on a fantastic existing site. There is a chance for Rowdeford to grow to meet the needs, preserving the amazing ethos of the school.
Rowdeford School is such a fantastic school with amazing facilities, why can it not be expanded upon so that things like the farm, the walled garden, the outdoor space etc can be retained, rather than building a whole new school from scratch?
the magic of Rowdeford
The Rowdeford School Site is retained. Rowdeford School can grow to accommodate the increase in numbers
rowdeford school needs to remain to further the good work they do
I think the rowdeford site and success of the school as it stands will provide good care to the children who already attend and who will join the school.
Keeping a school on the Rowdeford site with all its amazing outdoor opportunities
I think that Rowdeford is an excellent school in an excellent location with a proven track record. I think that the new proposal should be an expansion of Rowdeford school rather than a complete new start.
Rowdeford School needs to grow not close.
Because my son attends Rowdeford and it's a fantastic school, he is doing really well and loves the small school and rural outside space
Rowdeford should grow and not close.
The details you have sent refer to a complex needs special school. This is far too narrow. If the school is exclusively "complex" needs, there will be many children who fall outside of this, who cannot cope with mainstream and for whom there are too few specialist secondary school options to accommodate their specific needs.
The details in the email suggest that the specialist school will be for children with complex needs and disabilities. That implies that those who fall outside of that narrow band will be forced into a mainstream environment where many of these young people will not cope.
Rowdeford is the only school with the vision to make this one school work
I believe this is the only feasible option
I believe the rowdeford site needs to be prepared for the benefit of all SEND schools in Wiltshire
Rowdeford is the only viable site for expansion
If we have to have one school - it should be at Rowdeford
Rowdeford is a great site but must not close but grow
By keeping Rowdeford open you keep the best of the three schools

Rowdeford staying open is the only option that makes sense
Send students must have a home and I believe that is at rowdeford
Our children deserve the best - that is rowdeford
I support the proposal but why does rowdeford need to close- give the children the continuity of provision at one school and respect rowdeford
The rowdeford site provides fantastic mature outdoor environment for skills development and mental well being
The Rowdeford site already benefits from fantastic outdoor learning opportunities for young people and must be retained.
The Rowdeford site has space to expand and accommodate many more students whilst retaining the outdoor learning spaces.
The site at Rowdeford affords opportunities to expand extensively whilst keeping its existing outdoor learning facilities.
There is room at Rowdeford for the school to grow to accommodate the identified increase in numbers whilst still retaining, and expanding, the very special facilities and atmosphere offered at Rowdeford School
The Rowdeford School is retained as rowde ford school is big enough to accommodate growing school
exclusion from the community in which pupils live and will continue to live in when they are adults
Rowdeford can grow to support the extra pupils. It does not need to close.The school has excellent facilities and grounds.
I would support the opening of a new school but feel it l'd shortsighted to close existing schools due to lack of SEN place
Rowdeford is an amazing resource.
Rowdeford has amazing outdoor spaces that allow even better learning opportunities for the students on the site. Rowdeford is in the unique position to have room for expansion still allowing pupils to have the opportunity to have access to these outdoor spaces.
Rowdeford school site needs to be retained. This is an excellent resource with the capability to grow to include the increase in pupil numbers.
Rowdeford School and grounds are an amazing space with the facility to expand whilst providing a wide range of experiences for the children to grow
Leveraging the existing Rowdeford site would exploit the facilities and land and potential for more children. There has also been significant investment by supporting charities which is likely to continue and expand which will help the authority to deliver first class support and be a leader in this area of education.
the rowdeford site is retained, the school can grow to accommodate the increase in numbers
Rowdeford School and grounds are an amazing space with the facility to expand whilst providing a wide range of experiences for the children to grow. The rowdeford school site should be retained and Rowdeford can grow to accomodate the increase in numbers.
The Rowdeford site will be retained. Rowdeford can grow to accommodate the increase in numbers.
Rowdeford is the only viable option
Rowdeford is a special place that all send students deserve
Although I wasn't in favour of the one school, if we have to have one big school, it needs to be at rowdeford
I agree with the proposal although I disagree that Rowdeford needs to close. Keep this school open and grow its pan!



Rowdeford must stay open
This is a great idea but needs the Rowdeford school staff leading the growth. They are the experts in their field.
Rowdeford is the only place for room for growth, now and in the future. Let's make this amazing!
I've just been there for the first time. What an inspiring place
I love Rowdeford for the help it has given my child. The grounds are part of the magic
Let Rowdeford lead the future of send in Wiltshire
Have you been there? It is just an amazing inspiring place for a school
Rowdeford has the best pupil progress and attendance in the north. That isn't by accident. Rowdeford must grow not close!
Keep Rowdeford open
If I had a child with send I'd want them educated at rowdeford
To keep the ethos and experience of Rowdeford it must NOT be shut but just expand
Rowdeford have remained professional and have acted with integrity through out this process- more than I can say for the two other schools!
This option is the only one that will give send students a beautiful environment to learn in.
Inspiring setting, inspiring school- that must remain open
Rowdeford must remain open!
Children thrive at rowdeford
Why not have a post 16 centre at rowdeford- there is room!
Don't throw the baby out with the bath water - keep Rowdeford open
Rowdeford deserves to stay open.
Apart from the bit about rowdeford closing- they must stay open to help define the future of this new school
Long live rowdeford
Rowdeford is simply in the best location
Rowde is centrally located in Wiltshire, has the best environment/grounds and is the only place with room to grow
ALL OF THE ABOVE!
Medical needs
All of the above
Children with complex needs will have limited access to the hospital if they need to get there
My son's safety on bus journey..he needs total supervision for choking risk. The pupils won't know their environment and surrounding area. Unable to get to school to pick up child if needed as don't drive.
Rowdeford school does not need to close as it is an excellent school with facilities and grounds to offer extra pupils its support.
Increased traffic in the area.
Rowdeford School is retained and enabled to grow to support the increase in numbers and support the development
Students need to be within the community not ousted.
Exclusion from their own local communities
The two reasons ticked above can be achieved by retaining & expanding the existing Rowdeford site so that Rowdeford can grow and flourish to accommodate the increase in numbers.
Removing choice from parents, moving children from being educated in their communities

Why not split and invest the money in existing schools?
The excellent facilities for learning outside the classroom. Strong and established community links at Rowdeford School, including highly regarded support for mainstream schools through Rowdeford Consultancy.
Children being away from their local community
Losing the very important aspect of belonging and being a part of the community that we live in.
It is a village setting so this doesn't provide local cafes, shops or soft play amenities within walking distance for the children to attend so they can develop confidence in accessing their local amenities for their future development
Too far to travel for the children many with complex medical needs
Special schools across all counties play a vital and important role in the development of their pupils. Having worked for 28 years in Somerset's special schools, I have fought long and hard to keep each and every one as they are fantastic. I am sure Wiltshire ones are too
Impression is that the proposal is providing for children with complex needs and though this is obviously needed - what about all the others who can't cope in mainstream but do not fit in to the 'complex needs' bracket?
Having been a governor of Rowdeford for several years I believe staff have got the vision to make this work. I am proud of the school and want it to remain open and driving this idea forward
I am pleased at the proposed investment in send and believe this option would give the best economies of scale and allow Rowdeford to grow to support even more children
Rowdeford is the only site that can accommodate the suggested growth with minimum disruption to current students
I don't understand the bit of the proposal that says that Rowdeford is to shut- surely it is better to keep this school open
I think the location of Rowdeford is idea for access from all over the county
Rowdeford school has already got the expertise to support other schools, in terms of their consultancy and the current plus programme- they will be able to support the merger of the three schools into the growth of Rowdeford
With one change - Rowdeford must remain open
Keep Rowdeford open
Rowdeford already has the management structure to make the vision a reality- it must stay open
Despite the other two schools slandering of Rowde ford, I have first hand experience the the travel to Rowdeford is positive for students as it allows transition between home and school
Rowdeford will save the best of send provision in the county
The local authority needs to preserve the rowdeford site but also keep rowdeford school open and the driving force of this new plan
The benefits of learning outside in the environment has been proved. Let rowdeford use their expertise to benefit all SEND students
Stop and think about what the children need. Not what the council need!
Rowdeford needs to stay open - any other option is counterproductive
At last, a Wiltshire plan which is thinking of the long term future of send
Children's behaviour due to lack of understanding
Children not schooling in their local community

Creating anxiety for pupils who already attend special schools who need consistency, not change!
Rowdeford can grow to support the extra pupils. It does not need to close. The school is excellent with the grounds and facilities it can offer.'
Please keep Rowdeford open instead of shutting it - it has been a true lifeline for my child and my family
Rowde is the ideal location central in Wiltshire and with all the space to grow and expand in the future
Distance to closest A&E
We love the school
its a great school!
The Rowdeford site is ideal for expansion, therefore able to support many more children.
its a great school
As a parent of SEN child at Rowdeford I feel this is just making choice less to parents. Surely it would make more economic sense to build or re jig a school on the other side of the M4 ie Malmesbury side nearer to the county boarder. This would result in less travel for some, and more choice for families and children.Again not enough room to comment.....
HIGHLY SENSITIVE CHILDREN WHO'S NERVOUS SYSTEMS ARE ACUTELY OUT OF BALANCE WILL BE HUGELY EFFECTED BY ALL OF THESE, THIS ALSO INCLUDES EXTRA EMOTIONAL STRESS TO THEIR FAMILIES TOO. EMOTIONAL STRESS IS THE BIGGEST KILLER IN OUR WORLD (HEART DIS-EASE) WE NEED TO SUPPORT EMOTIONAL WELL BEING, INCLUSIVE, SUPPORTED AND SHARING. ONE SIZE WILL NOT FIT ALL IN OUR MORE RURAL LOCATION OF WILTSHIRE. PERHAPS ONE PULSING SPECIALIST SCHOOL SUPPORTING THE OTHERS WILL COVER EVERYONE'S NEEDS
Central location in Wiltshire makes it accessible for our daughter.
Its an excellent school and so important for the children who attend.
My grandson is st one of the schools listed for closure over the past 12 months he has made fantastic progress and has recently started to talk our fear the move will have detrimental affects on these achievements he does not adjust well to change his routine is strict for him so he knows his routine
This is NOT person centred.
Rowdeford is such a fantastic school it would be a shame to see it close
It is a necessity. We need to do this for the children.
All the children need to have a place at school that is the best for them.
Rowdeford School provides the best education.
The Rowdeford site is amazing. It could be even better.
Having all children on the same site is beneficial
Having all the children in the same place makes sense.
All the children at the same school makes good sense.
It makes sense to have all the children at the same school.
All the children going to the same school makes sense.
All the resources in one place with continuity of provision.
It is central in the county
It's the only site that makes sense
Rowdeford is the only school in my experience capable of delivering this vision and please keep the St Nick's head away from everything
I want my son to go there so please keep it open - it is the best school in the area

I'm a taxi driver and the site in Rowdeford is the only one that makes sense for such a large school- Chippenham and Trowbridge roads are already a nightmare! plus Rowde is central in Wiltshire
Rowdeford staff are well organised, effecient and they are the only special school that can even bother to train their taxi drivers and PA they get my vote!
The only school worth its salt in my opinion is Rowdeford
Who wouldn't want their child to be educated in that amazing environment that is Rowdeford
Rowdeford have the space, plus the buildign could all happen in the field next to the school, causing least disruption. Plus there is an easy solution to the taxi transport at the school with a one way system
Its the best school hands down
I love the kids at Rowdeford - they are so happy and polite. they have rules and values and this is due to the atmosphere and ethos of the school
Of course, Rowdeford must stay open - it would be a waste of tax payers money to shut it
all the medical and other support in one place in a school is a no brainer and the only school with capacity to grow is Rowdeford.
everyone knows that Rowdeford needs to stay open - the other two schools are just not facing facts - they have outgrown their sites. Rowdeofrd is the only school flexible enough to push these changes that the council wants
Just get on with it! The council's first decesion was the right one, to keep rowdeford as the centre of excellence - now have the balls to make it happen
At last a good decision made by the council
Allt he parents fromt he other schools that are complaining don't like change - their child will have left school anyway by the time this school is built at Rowde
I wish I had had the chance to go to Rowdeford - what a wonderful school
This makes so much sense. Everything in one place. So much space and freedom for our most vulnerable children
I was overjoyed when I heard that the county supported Rowdeford because I think it is the only option that makes sense - due to their site, expertise and overall commitment to SEND not only at their school but in the county.
I wanted to tell you how much Rowdefors has done for my son. He had already been in 3 send schools that "could not meet his needs" Staff at rowdefors has never given up - they have gone the extra mile and more - I cannot speak more highly of them and that is in direct comparison of the other three Wiltshire schools! I wish I had gone to Rowdeford first!
I beleve it will work
The Rowdeford school site will be retained. Rowdeford school can grown to accommodate the increase in numbers
The range of needs covered will be too great. There needs to be separate schools for children with different needs (e.g. severe vs moderate)
Rowdeford School should expand to become a centre of excellence
my grandson has autism and his special has worked miracles we have to help our vunerable children and adults
The Rowdeford site should be retained as it can easily grow to accommodate more pupils.
Rowdeford must remain open
Rowdeford is already the biggest school, with the vision and space to become a centre of excellence
I have seen it work in threeways

One school makes sense in terms of economies of scale
The way the other schools have conducted themselves has been disgraceful and not repeat full to the staff or students/ parents of rowdeford
Rowdeford has the space and vision to grow
Medical reasons
One school in Rowde would make an excellent centre of excellence
Rowdeford is central in Wiltshire and the best site to upgrade
My child is already enrolled in Exeter House
If school fails child there is no other option
The site at Rowdeford School is large enough to allow it to accommodate the needs of students from all three schools and to expand if necessary.
Having SEND students in an environment which caters for nurture will have a huge impact on students that need specialised care. It would reduce costs if secondary schools needing TAs to train in care giving.
There is no/very little provision in the proposals for those children who do not need full time special school provision but who are not suited to/need more than full time main stream provision could offer them.
The fact that Rowdeford can grow to accommodate the increase in numbers rather than needing to close.
Rowdeford can grow to accommodate the increase in numbers rather than needing to close.
Rowdeford can grow to accommodate the increase in numbers rather than needing to close.
Rowdeford is the only solution but it must remain open to save the expertise
Rowdeford has all you need in a SEND school - let it grow to accommodate this
Rowdeford can grow to accommodate the increase in numbers rather than needing to close.
Rowdeford has a Learning Outside the Classroom curriculum that gives realistic employment opportunities to not just their pupils but a host of others from around the county - totally unique - totally successful.
Rowdeford can grow to accommodate the increase in numbers rather than needing to close.
I can't believe lark rise sent a parent to the Rowdeford consultation- it greatly affected the atmosphere and stopped parents giving their true opinion. I have even heard that some parents did not attend due to not wanting a confrontation with this parent! This is par for the course of st nicks and larkrise tactics- I would not trust them to having anything to do with educating mychild
My child has a life threatening condition. I have heard the rubbish from other larkrise parents saying Rowdeford is not safe. Do they think I would send my precious child there if this was the case. There are two virgin care staff actually based at the school
Thank god for Rowdeford
The proposal must change to expand rowdeford
I hate the one school solution but you didn't listen to this on the pre- consultation! So if it has to be one school, Rowdeford needs to grow on it site and not shut
I have lost all respect for the two other schools and their dirty tricks campaign against Rowdeford. Lr and Sn ave obviously no respect for send children apart from their own! Speaks volume about what school has the vision- Rowdeford!
Rowdeford is the only site with the space for a centre of excellence
Hate the one school programme, but if that is the price of keeping Rowdeford.i would pay it!
The benefits of the outdoor space at rowdeford out ways any negatives I have heard
keep Rowdeford open - it is the only way to provide the quality provision Wiltshire needs
Rowdeford is the best school. Read the ofsted reports.

Rowdeford is the only school capable of growth
I don't believe in the La but I definitely believe I Rowdeford and its staff. Give the problem to them and they will solve it.
Rowdeford's mission statement is " being at the forefront of education" let them be the centre of excellence
For once have the strength of your conviction and continue this proposal, just change to keep Rowdeford open
My son is thriving in a resource base with the inclusion and social interaction he has from his mainstream peers. I feel consideration hasn't been made for SEN children who are in the middle. Children who will be too delayed for mainstream secondary school but are happy, well behaved yet vulnerable. I worry how my son will continue to make progress in an environment with severe, profound and multiple learning disabilities.
I am a parent and I have heard all the concerns about travel time for children. This is ridiculous - my child enjoys the taxi journey, it is a great time to unwind, mix with different children and gain some independence
I agree but with the change that states Rowdeford must remain open
I whole heartedly agree with the proposal
I have been to the super school in bath and can see the same school repeated at rowdeford.
Let's think of the kids for once. What Rowdeford offers is the best education you can ask for. Rowdeford site and staff must be at the heart of this solution
I believe a one school solution is the best way to spend tax payers money effectively
Rowdeford is idialic lets make it bigger and better
It's the best place to be taught- I know I was a Rowdeford student
Having all specialists under one roof is perfect and will give children better education. But don't shut rowdeford
Why don't you shut larkrise and st nicks and enlarge Rowdeford?
Just been to the meeting at rowdeford. Rowdeford must not close but remain open. Btw- why wa a larkrise mum at our meeting - that is not acceptable
This consultation has driven a wedge between the three schools that will never be reconciled.
With the proposed change to enlarge rowdeford and shut the other two schools
Grow rowdeford not close
Rowdeford is an amazing school. Perfect for the children.
The staff are wonderful, you couldn't ask fo r better for the children. It is nice to see happy children.
Rowdeford is such a good model. It should be rolled out so other schools and children can benefit. The environment and facilities at Rowdeford add an extra dimension to learning.
All of the above, please see feedback letter from Chippenham Town Council sent to consultation address 27/02/19
Rowdeford School must be retained.
Crowds, Noise
The new school should be developing Rowdeford not closing it. Other schools could join us on this site and maintain identity.
Rowdeford should grow and not close.
The school is fun and I learned a lot there
Its a very specialschool and ithas helped me become a man
its lovely and I have learned s lot especially in the outside which has helped me with my anger

Because it is a good school - It helped me to be independant
it is grate school
It is essential that all transport is enabled to leave and enter at the school safely.
Of course I do - I would not be there person I am today without Rowdeford
Rowdeford gave me the independance to drive, get a job - to say it is isolated is rediculous
The final school must truly provid for all needs.
The new School must cater for all needs. I like the idea of all three joining together.
Rowdeford is such a fantastic school and location that it simply must be kept. It's a jewel in the crown for Wiltshire and it's SEND provision
Current school can grow to allow all students needs to be fully met. A merge rather than closures would encourage the schools to work together before their closure and allow a smoother transition to a newer school. Why lose the expertise and reputation of excellent schools by closing them down? A growth would be more appropriate.
Amazing school keep it open
I have now got a job as a Gardner because of Rowdefords gardens
Rowdeford is the best school I think all children should go there
This is the best solution, but Rowdeford should stay open to lead the way
All those parents bad mouthing towdeford should actually go and have a look at the school
Keep as rowdeford and let the school continue to flourish.
The outdoor space is second to none at rowdeford plus there are amazing staff-
I think this is a great idea, using the best school and the best site to generate an amazing centre of excellence
If there were schools built in Trowbridge and Chippenham they would not be in the centre of town anyway, as there is no room. So the other parents arguments about community is rubbish
Rowdeford is a good central Wiltshire location
Wiltshire is a rural county. Many of the pupils will be from villages so travel will be needed in almost all cases. Allow pupils to enjoy the rural setting and benefits of being in a rural county. Teach them the skills and knowledge of rural lifesyles (animals, gardens, foresty, etc.)
Rowdeford is excellence already! No ajustment needed!
Rowdeford is already at the forefront, excellent school
Special schools are intended to be small to meet the very specific needs of each individual child. A large 'centre of excellence' would be anything but.
All of those reasons and have equal value
Fully support the location. Children, espically those with SEN / PMLD, spend far less time outside due to modern life (technology, safety fears, etc). They are missing the vital health and emotional benefits. This site promotes this positive well-being. I query the need to close the existing school rather than expand it.
Sensory issues must be look into and acknowledged a larger setting would cause pain and suffering.
Increased ambulance response time to proposed site
Does not adequately consider the effects of travel and distress on pupils, due to school size and location, with their type of needs. Size is not always better. Excellent but local is vital. Put this before cost.
The proposal is a return to 1950's. Have politicians learn nothing in the intervening 60 years? The pupils concerned are part of our society and should not be shut away. The council

should promote inclusion and not exclusion. This money saved will cost us all in the long term.

These pupils are part of our community not numbers on a balance sheet. Shutting them away is not what the community want or needs.

This provision should be local and integrated with the community and not remote and isolated.

Post 16 provision for the severely disabled is not included at Rowdeford. In addition a restriction to 3 main concerns is too restricting in this survey. I have 5

I feel that the school is great as it is and functions well as a smaller school, however if the alternative is to have no school I would choose the option to have a larger school.

The Rwdfd site retained, but I am AGAINSTCLOSURE OF all 3 schools , but RELOCATE, MERGE and EXPAND. Approach this new build as a partnership with the 3 schools. The experience from the different provisions invaluable to making this continuing provision better, less bitterness. Rowdeford have shown readiness to work with the LA to expand. Outcome would be similar, but journey to get there different. Allow the smoother running of the schools over the next 4 years before the new build is in place

retain amazing school sit. However, Rowdeford should not be closed but EXPANDED - Rowdeford is more than the site and it would be a travesty to close the school and lose all the intangible assets and values developed over the years that have earned it consistent high esteem.

There should be more links between Rowdeford and mainstream schools

Rowdeford should remain open but maintain a small school environment

The best part of the school is the countryside around it

The buildings in Rowdeford should stay as should the staff

There should also be a 6th form on the site, for people who don't want to go to college.

I like the buildings which has got a lot of history to it

The staff at rowdeford are the best

I like the school as it gives students freedom to learn in the outdoors

I started my learning there - its helped me to be able to go to college.

The school gav me more ways to learn and gave me confidence

The school is vital for supporting students with needs in such a rich amazing environment

The animals has really helped me to understand my emotions

I like the animals - they have taught me how to look after other things which will help me to get a job in the future

Rowdeford run amazing trips that helped me learn how to get on buses, pay in shops and be more independant

The school helped me with my learning because when I flipped I could go outside and see the animals

The excellent Rowdeford grounds would be maintained

Top of the range School provided for the children of Wiltshire.

The Rowdeford site is big enough to expand to take the increase in students who need support.

All of the above and the no post 16 provision.

Not promoting social inclsuion , equality and right of child to be edcuated witin thier community

Outdoor Learning facilities



I went to towdeford andbit made me the man I am today. I loved the freedom of the outdoor spaces
The Rowdeford school site is retained Rowdeford school can grow to accommodate the increase in numbers
S.e.n.d school available from an early age would have helped our sons education. He still suffers Anxiety from being kicked out of 2 primary schools and was forced into a school from age 9 as it was the only one available it is not meeting his needs for education but moving him will cause so much distress that we have had to sacrifice his academic learning for his emotional well being.
Reduced places at Special Provision forcing more into Mainstream which is also currently underfunded and not able to adequately provide for the Special Needs, this also needs to be addressed
The Rowdeford School site should be retained. It has capacity to grow and accommodate the increase in numbers rather than closing
Rowdeford School site to be retained and grow to accommodate the increase in numbers.
I think Rowdeford school should just grow rather than a new school being established
That Rowdeford school is kept open and can grow retaining its unique character
Rowdeford should grow to accommodate the increase numbers
The Rowdeford site is superbly suited towards expansion
Why can you not have all schools in place and have a bigger school as their are more and more children diagnosed with ASD, ADHD etc also you insist in keeping them in mainstream education which needs more help closing schools is not the way forward should work together.
All the above
All of above
All of the above
All of above
All of the above
Despite some concerns about the potential impact on the individual schools and communities, we are supportive of the draft plan.
It will expand the current excellent provision, maintain use of the fantastic stress-reducing outside space, add to existing teams of committed caring staff, continue to nurture each individual pupil, and maintain support from the local community.
Rowdeford school to remain with the potential to grow to accommodate the increase in numbers.
The history of rowdeford needs to be saved as does the buildings and the staff
I want my child to go to rowdeford
lthestaff st rowdeford are so knowledgable and will go the extra mile to help
I think having one base with all support on site is a great idea
Rowdeford is the idea site, centrally placed and the space to GROW
Rowdeford should stay open and not close
I would like rowdeford to stay open. It is the outdoor space that makes a difference- that no other one of the schools have
It runs contrary to current guidance on LD and autism support



### Extended pre-publication consultation on special schools provision

This extended consultation is an opportunity for you to decide if there is anything else you would like to say knowing that this is part of the pre-publication consultation process.

This consultation is about how Wiltshire Council will develop provision for all children and young people with SEND and in particular create new special school places by 2026.

The previous proposal to close the three special schools, Rowdeford, Larkrise and St Nicholas and to build a new school at Rowdeford remains an option. However, we will take into consideration all responses which differ from those as part of an inclusive and wide-ranging reconsideration of consultation submissions.

To date some of the criteria that have been taken into account have included the following (these are not in any particular order or weighting):

- Travel times and routes
- Leadership, staffing, recruitment and retention
- Teaching and therapy spaces
- Community, inclusion and coproduction
- Capital and revenue costs
- Medical needs
- Preparation for adulthood
- Land options and planning
- Development of a Centre of Excellence (improving support to all children/young people with SEND)
- Quality of provision
- Support to families
- Timescale

Please give your response below:

Name

Email

Postcode

Please state your interest in this consultation (tick one)

- Parent/carer of a child with a special educational need and/or disability
- A child or young person with a special educational need and/or disability
- Friend of a family with a child with a special educational need and/or disability
- Professional with an interest in special educational needs and/or disability
- Other

For the purposes of this survey Wiltshire Council acts as the Data Controller and by answering this survey you have given consent to the Council to process your personal data for the specific purpose of Market Research.

Please state below how you would like your answers treated:

- That you give consent for your response and name to be included within any publicly accessible document produced by the council as part of the work undertaken to develop special school provision
- That you give consent for your response only to be included within any publicly accessible document produced by the council as part of the work undertaken to develop special school provision
- That you do not give consent for your response to be included in any publicly accessible document produced by the council as part of the work undertaken to develop special school provision

For further information about how Wiltshire Council uses your personal data, including your rights as a data subject, please see our [Privacy Notice](#) on the Wiltshire Council website.

## 2.4 Phase 2 Online survey results

### 2.4.1 From friends of a family with a child with SEND:

**Jill Coward: BA12**

The idea of transporting children to a large school that is further from their home is simply wrong when we have 3 good schools that can be enlarged.

**June Hawker, BA12**

No No No Angry 🙄🙄

**Kelly White, BA12**

I am greatly concerned about the proposals to create a super school for the children in our area with special needs, I don't believe it is taking into account the needs and welfare of ALL of the children it would affect. I appreciate it will be a good thing for children who's needs are possibly the lower end of complexity, or those who live locally to the new super school. But what of those whos needs are complex, who's health needs greater care and those who can not cope with long journeys or large places, or lots of people. How accessible is a local hospital? How does the super school plan to be a part of the local community? I fear that this is a huge step back in the progress made by society regarding special needs, and steps toward the institution style of old, separating these members of pur community from their peers and the local scene. I fear that on top of dealing with their already complex lives these children will be thrown into a long and exhausting daily journey, which will no doubt affect their ability to learn at school, possibly increase absences, and could result in them not fulfilling the capabilities they currently strive to build upon at their current schools. I believe that the sheer size of the super school, the number of intended students and it's isolation will add to this negative situation anxiety and stress which they currently don't face. All this will have a roll over effect on their entire families, not just the children you intend to move. And what about the community in the local area to this super school? The added traffic, the wear and tear on country roads, not to mention the construction traffic during the building phase. Lastly, the environmental impact, in a time when Wiltshire Council have declared an environmental crisis, it is then proposed to add to the emissions by increasing travel for all these students, impacting the wildlife around the current school and area and destroying some of the green belt in the process of extensions. It's a HUGE amount of money to invest in something with so many flaws. Money that could be used to bring the current schools up to standard, to provide better equipment and services, whilst keeping these children in their local communities.

**Mrs Lauren F Mackelden, SN14 7HN**

I am passionately against a super school in Rowdeford and would like children with special needs to be taught and learn to live in their community, just like all other children. I would not put a child of 4 years on a bus to travel for over an hour both ways to school, even if they did not have life threatening special medical or educational needs. I hope and trust that the councillors will imagine what they would want if it was their children or grandchildren under consideration. Surely children with special medical needs must travel shorter distances than other children, not more? There must be a duty of care for the council that the children will be safe, and I cannot see that this scenario passes the 'headline ' test if any medical treatment is needed mid journey. I suspect the costs of correctly supervised travel for all pupils will also be astronomical, as well as court cases if there are any medical emergencies en route. There is no point in investing in a new school if it is so far away the children are never well enough to travel that far to attend. Families need to be able reach the school quickly in emergencies (which are likely to be far more frequent than for other children) and this is would take a distressingly long time or be impossible if reliant on public transport. These children may also have to attend more hospital appointments etc, and parents also have to juggle school runs with other children, difficult already, and impossible with a school so far away. It is vital that

children with special educational needs are part of their community, to learn to access its facilities and live in it to prepare them for adulthood, as well as vice versa- everyone must be educated to be aware of children with special needs and used to their presence in the community. They must not be segregated in a ridiculously huge school and hidden from the world ,as if in the Victorian era. My children were able to attend a local primary and secondary school, why should the most vulnerable and ill children have to attend a school that is over an hour away? Their parents are already under unimaginable pressures ( and if they crack under all the stress it will cost the council far more). I would support greater investment in local schools for special needs children, giving them the quality of teaching and therapy that they need, together with support for the families so that they can raise their whole family in the same community.

[Steven Hobday, BA13](#)

A minority should not have priority over the majority. All members of the public should share in council cutbacks equally. You should economise in this area as in others and not be swayed by what will undoubtedly be the protests of the effected few. It is a scandal that the council is funding 'horse riding' for a select minority of Wiltshire school children! I would remind you that you closed the everleigh recycling centre after 96%25 of repondants wanted it left open. Hold your nerve and preceded with this sensible project.

[No consent given to share name](#)

No centralised Special Needs School can be a "centre for excellence" as children with these conditions need educating as near as possible to their home. Shutting 3 excellent schools is shear vandalism with an agenda other than caring for Special Needs Children.

[No consent given to share name](#)

It is outrageous to close these facilities. To expect these children to travel such long distances, especially when some have brothers and sisters attending mainstream closer to home, is unjust. We are meant to be supporting fami!he's with special nerds, not putting extra pressure on them

[No consent given to share name](#)

Rowdeford School is a truly amazing and unique resource. Due to the fantastic location, it can offer the varied and specialised curriculum that children with complex needs require as well as being a truly magical place to grow and learn. The outdoor learning resource I truly believe makes such a difference to the experience that can be offered which is why it seems contradictory start this again from scratch in a less desirable setting/location when extending for more to benefit is a clear option.

#### [2.4.2 From Parents/carers of a child with SEND:](#)

[Jane Scrivener, BA14](#)

There are many reasons why this original proposal is absolutely wrong for SEND children. Travel is one issue, although not the only one. Very young children and children with complex medical vulnerabilities should, under no circumstances, be expected to travel up to a 3 hour round-trip every day simply to get to school. It's unfair, exhausting and potentially dangerous. Inclusion in the community must be the top priority for SEND children. Education, for them is not about academic achievement, it's about independence, life-skills, social inclusion and relationships. An education in a centre of excellence is meaningless if it is in isolation. Our children currently have a visible presence in the community. This is absolutely vital to their futures. Children grow into adults and adults live in communities. Let's be realistic - society won't change to suit our children, our children have to fit into society and they can only do that if they have lived, socialised and been educated within it. The proposed size of the new school is of great concern. ALL research into SEND education has found that the optimum size for a

special needs school is between 100 and 200 students. The number quoted of 350 is large to start with but is also misleading. It does not include children currently out of county or returning army families and certainly does not take into account that, with nowhere else to go, SEND children will be sent there so, within 5 years you would be looking at around 600 children. For some children with autism, sensory impairments etc who struggle to be in a room with 5 people that would be catastrophic. 16-19 year olds have a right to be educated and supported within their schools, the same as their mainstream peers. As well as dealing with all the challenges their disabilities bring, they are coping with the pressures and changes that come during the teenage years. Their transitioning to adulthood should be a priority. It's insulting to suggest that they should be left to the goodwill of some charities - this would never be put forward as an option for their mainstream peers and I would argue that SEND young people need that continuity of support with trusted teachers even more. Surely, this is an equality and human rights issue? It's impossible to open a newspaper, turn on the TV or go on the Internet without reading something about mental health and well-being. What about the mental health of parents and families? Having a disabled child is stressful and isolating. As parents, we do not enjoy the same school experiences as our mainstream counterparts. We have little in common with our friends who have no understanding of the worries we face every day. For many of us, meeting and getting to know other parents of SEND kids is really important for our ability to cope and share our thoughts and concerns. Being able to briefly speak to your child's teacher at the end of the day is equally important. Hurriedly meeting an exhausted child off a bus with no other contact will only lead to further stress and frustration. So, what should be done? All 3 schools should be extended. Obviously, there is room at Rowdeford for an extension. Larkrise would work really well across a split site. It could be divided between primary and secondary years, mimicking what happens in the mainstream and each site could be made more age appropriate in terms of decor and environment. I don't know if there is room to extend at St Nicholas, it may be that they could build up and create a first floor or, alternatively, find another site locally. It would be far better, in terms of resources, personnel and targeting each child's needs that the 3 schools should come under one umbrella with a management team made up of a Principal of the 3 schools and a team of deputies, based across each school. This would mean that the schools could share resources and therapists much easier. Children's needs can change over time and it may become more appropriate for a child to move to another school which would be much smoother if all schools were working together and sharing information. As part of the management team there should be a small team of outreach workers whose job it is to urces, bringing communities together - not dividing and isolating. Our children will face enough bigotry and lack of opportunity in their lives, let their school years be happy, inclusive and LOCAL. To illustrate the importance of inclusion in sport please check out this article from the BBC website: <http://www.bbc.co.uk/sport/super movers/47777732>

**Jane Scrivener, BA14**

Regarding post-16 provision: Could you please specify which charities you are in discussion with and what exactly are their proposals? Thank you

**Janet Fraser, SP4**

I believe the option of keeping a school at Rowdeford is the most important. My son has attended there for almost 5 years and has turned into the most amazing young adult because of the expertise of the staff. James' interest in history was really encouraged by the old buildings and war history when it was used as a hospital. He first cooked ever over a campfire in the school grounds. Also in his first year he changed from being a child who REALLY hated being out in garden etc. to one who proud

**Marcia Paviour, SN10**

I think as a member of staff and a parent with an sen child the option of 1 larger school in Rowdeford is a great idea. Currently all 3 existing schools have a great need for improvement and facilities that would enable all pupils to access every service that they require. Having all

the facilities and services in 1 school with the most up to date equipment is in every child's best interest. Even though a lot of parents from St Nicholas and Larkrise are concerned about the travel times that will be extended there are currently a lot of pupils who travel extended times going from their hometowns to those 2 schools and Rowdeford is a lot closer for them! Another argument was the distance from hospitals but as Devizes has an ambulance depot then the journey to a hospital in Bath or Swindon is not likely to be any greater! Everyone finds change difficult but sometimes you have to think of the benefits of the majority instead of the minority even if that means it's not what you'd prefer.

#### Marie Elliott, SN13

I notice that the above list does not consider how SEN children will cope in a much larger setting with larger classes and how making the site much larger at Rowdeford would totally destroy the ethos of the wonderful school that it is.

#### Marilyn Daisy, SP4

Hi Unfortunately I cannot make the session on the day due to training at Exeter house. I would like to put my own personal experience with dealing with my own son and his needs. He is currently 7 and still in mainstream. We have tried every avenue in mainstream only for the school to admit that they cannot meet his needs. So after what I can only describe as a battle of a lifetime with county he has been given a space at a specialist school however no idea on the WHEN due to extra space being built. Which means he is left to struggle in a mainstream school and deal with exclusions, isolation and a place where he doesn't fit. It feels like our children with additional needs have to fail before something is done and the time process is NOT acceptable. Neither is the lack of information, the lack of provision, the limited choice of education and for some including myself looking at alternative options out of county. It is great that parents are being given a voice and that there is information however it's the not knowing and the uncertainties of our children's future. We all know the need for transition, preparation for our children however it feels in this county it is totally lacking. We talk about putting the child's needs first and how important early intervention is, then why is it so difficult for us to get anywhere to get the right support, the right information. Why does it need to be such a battle with EVERYTHING.

#### Natalie Romano, SP2

We are contacting you as a collective voice of parents with children with SEN (Special Educational Needs) in Salisbury & South Wiltshire. We would like to bring your attention to the extended special schools consultation that is currently running till May 6th 2019 so are also very aware we are running short on time to get our points across of how the proposed plans and the current lack of provision in South Wiltshire will and is already seriously affecting children and their families in the south of the county. The proposed plans at present are to close 3 existing schools north of the county and to build one super school in Rowde near to the existing school Rowdeford in 2023. Rowde is almost 30 miles from Salisbury and on a good journey without stopping can take on average around an hour. Parents at the schools north of the county have been fighting against these proposed plans with support of the local Labour constituencies to keep the current special schools open, keeping children with complex medical and educational needs within their local communities, an inclusive environment where they continue to learn and flourish with minimal disruption in terms of travelling. After talking to the parents in the north of the county we feel it's now time for parents in the south to be heard, our children matter too! At present there is one special school in Salisbury this being Exeter House, this school is primarily for children with severe learning needs. We have the recently opened satellite Springfields South at the Sarum Academy site and 4 small resource bases attached to local primary schools that are all at capacity and oversubscribed there is currently no secondary SEN provision this side of Devizes!!! The crisis for SEN places in South Wiltshire is very real and is happening right now! It is expected for children of South Wiltshire to hang on till 2023 for this super school that is miles away from home. There is no mention of the funding creating a school for children in Salisbury or South Wiltshire with

moderate learning difficulties or creating more resource bases so children can stay within schools in their local communities. The proposed Free School for ASD/SEMH is not due to open till 2026! in the meantime all these vulnerable children that deserve a happy education are either being sent miles away to schools north of the county that are bursting at the seams, or are having to be homeschooled causing hardship on many families, or children are being sent miles out of county to suitable placements! Instead of this super school that no one seems happy about why can't Wiltshire County Council focus on using this funding to provide appropriate provisions within different areas of the county? We look forward to hearing from you!

[Nicola Stevens, SN11](#)

It's important that both teachers and support staff are given the relevant training and resources to meet the children's needs, this can only be done by giving enough funding to specialist and mainstream schools to be able to provide training. As a parent with a sen child in mainstream school I see more and more pressure put on sen children to perform as their peers as teachers are held to target performance and data, we all know sen is getting bigger and bigger and costing the government hund

[Tina Hall, SN10](#)

. It is important that children are educated as near to their homes as possible. Travel is difficult for them and the single school will mean longer travel times.

[Tracy Bishop, SN14](#)

Special needs schools need to stay in there own community. The children need to be kept local and not have long journeys which there will be. Special needs children can't cope with shanhe and all these changes will not be good for them. And they won't be learning much with the extra time on there journey so be missing out on lot of education and sleep as they need to get up earlier and be tired. Keep our children local. St Nicholas helped my eldest to be where she is today. There is special need children that suffers with epilepsy and have them on the way to school this disrupt the other children on the bus as it is longer journey it will be worse and harder. Keep these children local.

[Vicki Wilson, SP2](#)

The closing of local schools is not the answer. Children need local schools which cater for their individual needs. They do not need extensive travel times added to their day. What about the south? We still have too many children who travel too far, who are in inadequate places or who don't have any provision at all.

[Vicki Wilson, SP2](#)

Good morning all at Wiltshire Parents Carer A collective group of parents, from Salisbury and surrounding areas, have been watching and supporting (were we can) the consultations which have taken place in the north of the county. Regarding the specialist school situation. We are all really behind them believing the school closures would be detrimental to children with SEND. However, we are now starting to think about provisions we have in Salisbury and surrounding areas. I am sure you know that all of the provisions here are full to capacity and many children travel up to the north of the county. As parents of children with SEND we don't feel this is adequate. There are still too many children travelling long distances and still children who are in provisions who are not catering for their needs or who are out of school altogether. So the point of this email is to see if we can find out what is being proposed for the south of our county and the time scales this entails? I look forward to your reply. Kind regards

[Jane Scrivener, BA14](#)

Re post-16 provision: who will be responsible for the curriculum development and monitoring of student progression and outcomes?

#### [Tessa Bools, SN12](#)

You need to build new schools for Larkrise and St. Nicholas in both Trowbridge and Chippenham. So that our very special children are adequately catered for. Sticking them in the middle of a village is not a valid option, particularly as some parents and members of staff do not drive. Also, having all children transported by minibus to Rowde would really increase the carbon footprint. Surely this isn't right.

#### [Rachel Griffiths, BA12](#)

If the councils plan to build a super school goes ahead we will be forced to move out of this area and sell our house. We do not envisage a future for us here when the Council plans to ship our daughter daily to and from a school 20 miles away. I didn't move here 4 years ago for this to happen. Devizes is not the place I chose for my daughter to go to school! I have no choice where my child goes to school! This is the Wiltshire Council plan for my child. Sorry no! Try closing some Mainstream Schools to save money and put this idea forward to Mainstream parents.

#### [Jane Scrivener, BA14](#)

With reference to post-16 provision: what choice will parents have in the direction their children take after 16? (Or will parental choice continue to be denied).

#### [Erica Watson, BA14](#)

FAO- Extended consultation re Special Schools In Wiltshire This is my second letter to Wiltshire Council regarding their decision to close Larkrise school and I would like it to be included as part of the extended consultation please. I find it very disturbing that Terence Herbert, Corporate Director Children and Education, Laura Mayes, Cabinet Member for Children Education and Skills and the entire committee who voted unanimously in favour of closing Larkrise would consider it the best way forward for the vulnerable children they serve. For me it seems that the decision was taken to ease a challenging financial situation and not with the best interests of the children at its heart. I have no idea how many councillors voted but find it astounding that all of them would feel that vulnerable children should be hidden away in a large and unfamiliar location. Laura Mayes replied to my first letter and one of the points she made was that therapy staff had to travel to different sites which was time consuming. Was any consideration given to the parent's time in preparing their child for earlier starts and longer journeys and later returns to their homes? Therapists are able to travel unaided between sites and although I appreciate the time this may take surely a timetable could be devised which would maximise their time in each school? Another reason Laura Mayes gave was that knowledge of the school and child is lost when staff change or are on leave. I hope that this is not the case as full and proper recording of care and input to every child is an essential part of any professional role and if this is not being done then it should be addressed as a matter of urgency. Extended travel and transfer time for these vulnerable children cannot be in their best interests as it will be both confusing and exhausting adding stress and distress to both the children themselves and to their parents and siblings. It is hard for me to understand how a unanimous vote could condone this alone never mind the "Chiding away" of children with such individual special needs. Terence Herbert is quoted as wanting to work with families to find a solution and it is such a shame that this didn't happen before causing so much distress to the families concerned. It shows a complete disregard for the needs of pupils and their family's expertise in what would be best for the children rather than what is best for Wiltshire Council. To even consider placing all of the county's children in one institution shows a complete disregard for the inclusion which the individual schools have embraced which such success. Such large institutions are outdated as they have proved to be unsuccessful. I do hope that the extended consultation will include the knowledge and expertise of all the medical, mental health and teaching professionals involved in the care of these children and families as well as take advantage of the considerable research available as to why institutionalising groups of vulnerable children is ill advised. A valid answer as to why



the unused Aston Street venue cannot be adapted to help space issues at Larkrise site would be appreciated. I look forward to a positive outcome for the children as a result of the consultation as well as a response to my comments above

#### [Teresa Lilley, BA14](#)

Wiltshire needs MORE SEN schools in the North NOT LESS! A one size fits all school for all ages and abilities is NOT the answer and will only cause further uproar with parents and families who should matter. I DO NOT support the one school for 350+ children. This proposal needs to be withdrawn. Trowbridge needs an SEN school for primary and secondary children including post 16 provision and so does Chippenham.

#### [Helen Williams, SN11](#)

My son is 9 and attends a mainstream primary however he is not suited to mainstream Secondary. If you had Resource places in Secondary schools in Wiltshire then this may be a viable option for him. He however does not fit in for places at St Nicholas or Larkrise or Rowdeford so where is he meant to go? Please look at Resource Base places in Secondary schools. I have also not been able to attend any of the meetings you have had over the last few weeks, not enough notice has been given or options to let people attend re work & other commitments this is very disappointing!

#### [Mrs Emily Reed, SN14](#)

I am concerned that 1 schools give less parental choice or if school placement breaks down no other school to attend. Also 1 school which has no plans for over 16's. I also don't feel it will be better with all on one site better or easier to see specialists. Having children in special school doesn't guarantee a appointment either. Was told not enough slots per year as some children have to seen numerous times per year due to medical issues.Wiltshire is huge and need more schools but less especially in north and south of the county, I also don't feel the spaces proposed are not enough either.

#### [No consent given to share name](#)

I am tired of this process dragging on and I think a lot of people are both losing interest and extremely annoyed by a very small but loud, selfish parents who are delaying the process and jeopardising the futures of thousands of children in Wiltshire. I am devastated that a bunch of selfish bullies who are only interested in their own wants, are derailing a process that is in the interest of so many children. Please stop giving in to bullies, this has gone on long enough. If other options need to be considered, could there be two slightly smaller schools in the Chippenham and Trowbridge areas, but under one leadership so that they are in essence one school operating across a split site? This could still see savings as only one headteacher would be needed, and staff could move fluidly between the sites meaning that the children still equally access all the expertise available. If the bullying parent groups don't want Devizes as a base for the new school and the option of a school operating across two sites isn't workable, what about looking at a site in Melksham where there is a lot of building already taking place, or perhaps somewhere just outside of Trowbridge that is easier to get to than in the centre of town? I would also like to see creative use made of the schools that close, e.g. turn them into specialist centres for young people with special needs to help them get ready for independent living or learn and practise work skills in a special environment supported by local businesses.

#### [No consent given to share name](#)

I believe the provision offered at Rowdeford is truly amazing and just must be retained. With the values based curriculum and the outdoor learning it just would be wrong to shut Rowdeford School. Growing Rowdeford School will allow more children to benefit from this fantastic resources and experience the magic of the school. These children deserve an amazing environment like Rowdeford to grow and reach their true potential.

#### No consent given to share name

I am a Grandmother (there is no circle to tick for that) of a Special Needs Child. How can you think of closing 3 schools that will mean many children having to travel further? People living near Trowbridge or Chippenham having to travel to Devizes is simply cruel and shows little understanding of how important travel distance is to many SN children. All 3 schools are needed now and will be needed more in the coming years. A large school of the size that would be required would be a daunting place for any child with special needs. Children should be allowed to develop and grow up within, or as near as possible to, their local community.

#### No consent given to share name

I have no doubt that the Rowdeford site should remain. This site has a huge amount to offer and is perfect for expansion to accommodate more children. I feel that the potential opportunities available to youngsters on this fantastic site out-weigh any other concerns about location or travelling distance.

#### No consent given to share name

My Daughter has Down's syndrome and is currently in primary mainstream education however she is due to move up soon and the choices are limited. She doesn't need to be in a special school but will be lost in a big mainstream secondary school. There is no middle option! Secondary schools need resource bases for the children that need the extra academic support but also need the social interaction and modelling of their typically developing peers. These children take up valuable spaces at special schools when they should be in mainstream with the correct support and resources and trained teachers.

#### No consent given to share name

Rowdeford is in a fantastic location, the facilities it has and could continue to offer at the current site are superb and only adds to the magical feel at Rowdeford. I believe Rowdeford offers not only that sense of belonging that all SEN children so desperately need but also due to its unique location provides so many more opportunities for the types of varied curriculums required.

#### No consent given to share name

Rowdeford is a very special school, with amazing outdoor learning areas with gardening and animal learning opportunities that the children love and gain so much from. We have a great community relationship with using the local facilities and getting them involved with Rowdeford events such as the Garden Fair and Summer fair. The teaching staff at Rowdeford are very good, and show huge commitment to helping and supporting the children there. The school has a lovely friendly feel to it, where all the teaching staff and children know each other's names. I would like to see a post 16 provision based at the school, as this is an area I think Wiltshire will lack if the one school option goes ahead.

#### No consent given to share name

As parents waiting for a space in a special needs school we are concerned that our child may have to travel further afield due to local special schools being full. We agree new schools need to be built but not at the expense of closing existing ones in areas which would then lose easy travel access. Where possible funding could be made possible to extend existing schools, including funding for mainstream secondary schools. For example Hardenhuish have an excellent Key Centre with fantastic staff but due to the lack of trained teachers working within the key centre students have to leave the school to attend a special school. Would it be possible to have trained teachers working in this type of environment to aid the need of additional SEN spaces within schools? They take students who have behaviour problems from other schools and if the teaching support was there, within the Key centre then more students would be able to stay and not face the challenges of finding yet another school and feeling rejected again.

#### No consent given to share name

As the parent of a child with SEND living in the East of the county we have found Rowdeford to be the perfect balance of a fabulous and secure learning environment within a reasonable travel distance. The teaching staff and environment at Rowdeford are exceptional and we fully support the proposal to build on these strengths and expand the provision. Our only reservation with the current proposal is that it does not extend to options post-16 and we feel this area is lacking in the current offering and that having some form of on-site 6th form offer would be well worth considering as the options at Wiltshire college do not meet the needs of all.

#### No consent given to share name

Keep all 3 schools open, but enlarge where possible, Rowdeford has been and is a great school for my son, St Nicholas is closer but is for more disabled students, do not destroy what has been invested in the past, but keep adding to it. Disability is not disability, you cannot put all students in the same school, as they all have such a wide range of special needs. Established and experienced staff are vital, change is not always good, these schools have gathered experience, expertise, equipment in their current locations with strong links to their community and other schools. Invest yes, but do not destroy.

#### 2.4.3 From professionals with an interest in SEND:

##### Charlotte Sides, BA12

Travel times could have a serious impact for the pupils. Pupils with so many needs, often including complex medical needs, should not have to endure two hours a day (or more) being transported to school. People with children in mainstream schools would not accept this, without additional needs. I believe this is only being discussed as an option because these children and their families are in a minority group. The families would truly struggle to be part of their local community, when so much time will be spent so far from it. Being so far from the school may also make it incredibly challenging to engage in the school community, therefore isolating these vulnerable children and their families.

##### Jackie Bawden, SN10

As chair of governors at Rowde Academy we have welcomed the proposal to develop the extensive grounds at Rowdeford School to accommodate pupils with special educational needs in the Devizes, Trowbridge and Chippenham area. Rowdeford School has the potential to provide an excellent environment in a rural setting that would meet the needs of these pupils and one with which we at Rowde Academy would welcome closer links. However we appreciate that there are two issues that would need to be addressed: 1. safer access across the road outside Rowdeford to allow pupils to get into the village and catch a bus into Devizes and for the local community to visit and engage with activities within the school; 2. a specific community building on the site for parents, who may feel isolated and miss the support provided at the school gate. In their current schools, to meet, have tea and coffee and a chat. Ideally a taxi/minibus once a week to Rowdeford for a meeting would ensure that every parent had the opportunity to meet.

##### James Dwyer, SP3

As an organisation Gul sees increasing demand for its services to SEND pupils, indeed we work with over 45 schools in the south of Wiltshire and wider area. The lack of join up between all partners, alternative provision and schools is an issue as indeed is the length of time it can take to make decisions in more serious/challenging cases. However Gul and organisations like it can play a much greater role in assisting the wider network and could be brought into a more widely used database of register and appropriately verified providers. If SEND workers had access to such a list then procurement of service would be a much simpler process.

[John Buckingham, BA14, Ex teacher who taught in special education.](#)

The whole thrust of Conservative policy has been to put the local community at the heart of decision making, and it is fairly obvious from the reaction to your proposals to close the three schools that the parents and children are very much against that decision. At the heart of the parents objection is their genuine concern that it is not in the best interests of their children several of whom have profound learning and behavioural difficulties. All available educational evidence suggests that children and particularly special needs children do best when working in an environment in which they feel confident and secure, this invariably means being in their local environment, and again it is well researched that children travelling longish distances to school suffer in comparison to their fellows who live in relatively close proximity to their school. This issue will be exacerbated when dealing with children with serious health and psychological needs. From an educational and well being perspective there would appear to be no case for the radical change suggested, and this surely rather than monetary considerations must be at the heart of the decision making process. Putting oneself in the position of a parent with children attending these schools should make the decision making easier. Parents don't always know what is best for their children but in this case their voices are unified and have educational research, established knowledge and common sense on their side. This is a case where the children and their parents and helpers need to be placed at the fulcrum of decision making, and they are saying localism is best, having schools in the communities their children know and will grow up in. It would be sensible for Councillors to listen to their well grounded wisdom.

[No consent given to share name](#)

I believe it is in the best interest of the children to have opportunities for interaction with their local community. Many years ago when my son was 3/4 years old ( He is now 29!) I was involved with St Thomas pre-school. Larkrise and the pre-school children met once a week in term time at the school. The children from reception class at Larkrise and St Thomas older children used the hydrotherapy pool together and then had time playing together in the reception class. It was wonderful for all concerned and continued for a couple of years at least. I was reminded of this recently as my son and myself are both childminders in Trowbridge. We have met Larkrise pupils and staff out and about in Trowbridge, whether on the Castlemesd estate on in the town or local parks. We always take the oppprtunity to talk to pupils and staff and introduce our children. Again everyone benefits. It is important that these opportunities arise naturally in the local community. My background in the past was working with adults with learning disabilities who had previously been kept out of the community in hospitals such as St George's Semington. They were often institutionalised and once in the local community have been seen to make positive contributions and they and the local community have benefitted. I also held a role as advisory teacher for SEN in Wiltshire. Through this role I have seen the importance of multiagency working in local communities where families and children can access provision across mainstream and special schools through a graduated response. Often best served by a local approach.

[No consent given to share name](#)

I would on a 1:1 bases with a child in main stream primary school. This child will need a place in special education place for secondary school. She would benefit from a small school rather than a large one. She has developed amazing well in a small main stream class of 15 children but does find this overwhelming at times. She get very stressed at loud noise and a smaller environment will do her the power of good. She is a child that gets very tired as she doesn't sleep well so having to take into account of the travelling time to any school would lengthen her day loads. With her medical needs the school needs to be within ease access for her parents as she can go down hill quickly in her health. The family also needs support.

#### No consent given to share name, Teacher

Keep all three schools open and especially St Nicholas, as Chippenham is a big population centre in North Wiltshire and due to grow further as many new housing developments are underway or planned. This means there will be a greater need for a special SEND school and it's therapy pool to serve and support a larger population. It would mean families will have easier and closer access to a school based in Chippenham rather than travel big distances and over a long journey to get to another base.

#### No consent given to share name, Independent support

Autism support as too many children are being placed in the wrong settings, too many out of education at present. We attended the consultations and fed back for smaller schools and autism only schools in our area West Wilts.

#### No consent given to share name

I believe in a Centre of Excellence based in Chippenham, a town with further planned significant development. This could retain the current St Nicholas school and build a new school to create two sites split by age/need or one new school for all ages/needs including the 6th Form. This would mean we are able to retain the community links already established and continue to give our children the social inclusion and experiences that are so important to their learning and their day to day lives. If we retained the current St Nicholas School the Hydro pool would also be retained which is a much used and valued community facility. I also believe Larkrise should have a new school and keep Rowdeford open both of which can also be a Centre of Excellence. Rowdeford's children have quite different needs and it is important to have schools that are able to cater to different needs. This means that all 3 schools could take more children which is needed without any one school becoming too big for the children's needs and we would retain local schools in local communities which is so important.

#### No consent given to share name

I attended the recent consultation meeting at County Hall Trowbridge and was disappointed by the length of time given to L and S N presentation. I felt it unjustified in a consultation as there was little time remaining for questions. I understand the fear of parents (especially those with special needs) of change and change on a large scale, however sometimes change has to happen. During the 21 years I have been involved with Rowdeford School I am aware that parents may transfer their fears to their children, eg the travel time, which in fact for most is similar to now. Children are more resilient than we give them credit. At Rowdeford we are actively involved with the community and local towns and I find it ludicrous that anyone should think we are isolated merely because we are not in a built up area. In addition the air is not polluted by exhaust fumes and the constant noise of traffic. Government advises us that the youth of today spend too little time outdoors/aware of nature, we ensure our children are outside learning and experiencing nature on a regular basis. Children need to experience challenge to develop, Rowdeford can offer this whereas the other schools have outgrown their sites as they are and have no room for such challenge. There will always be a few children who do not 'fit' so would it be possible to maintain a small unit in either Trowbridge and/or Chippenham with the main school on the Rowdeford site. Clearly this would be more expensive running three sites instead of one, would funding allow? I believe it to be an excellent chance to put the expertise of three schools together for the benefit of the children in North Wiltshire. A learning curve for everyone. Rowdeford has never had problems recruiting staff or keeping them as it is a fantastic school in a wonderful setting with links to the community which work both ways, we go out and the community comes in. Finally, as mentioned at the consultation, providing funding could run three sites effectively, a large new build at Rowdeford incorporating the suitable buildings already there and two small satellite schools in Trowbridge and Chippenham could provide the necessary places and excellent provision for our children for the foreseeable future.

#### No consent given to share name

I believe it is important to provide choice for those with SEND and their families. SEND provision does not work on a 'one size fits all' basis as the needs of pupils are so diverse. Many have said that good local provision would actually be preferred to a "Centre of Excellence" which is in a remote location. Information regarding travel times on some documents provided by the council does not appear to be accurate and therefore not provided an informed proposal. It appears to be based on "door to door" travel times rather than including multiple pick ups or the need for loading and unloading specialist equipment. Safely securing pupils in wheelchairs onto a minibus can take between 5 and 10 minutes per pupil. This is something that cannot be rushed due to the dangerous implications if it is not completed properly. My concerns are not about how this will affect me as an employee but about how this will affect the pupils and their families. It takes away choice and forces those that would find a large school in a rural location difficult to move out of county or be homeschooled. These children are being discriminated against further mainstream primary schools are being opened, providing an increased choice but those with disabilities are not being given the same rights. The proposal to open a school in Rowde means that MORE children and young people will be accessing education out of their own community or indeed their nearest community. Chippenham and Trowbridge are areas of growth with more houses being built, they are also towns with facilities that pupils can learn about using - these will be lifeskills that can be used as they prepare for adulthood. Rowde may be a lovely community in itself but it is not the community that these young people will be using as they grow up and become adults. It is extremely valuable for them to be recognised by others in their local community and learn how to find their way around. Taking this away will impact upon the need for facilities for adults with learning disabilities in the future. The current proposal does not appear to be something for the long term but a stop-gap to deal with the current lack of provision. If the need for places is rising then it does not make sense to close any current provision. Keep St Nicholas as a primary site - open a secondary site in Chippenham. Keep Rowdeford as provision for those with MLD as this environment works well for them. Expand Larkrise so that they do not have classes in added on classrooms. What about post-16 provision? Again, there is more choice for neurotypical children but none for those with SEND. This stepping stone could be the making or breaking of some young people and impact upon whether they are able to live within a supported living environment as adults. I consider St. Nicholas school to be part of the local community. We often take the pupils for walks to the local park, local shop, church, town centre, supermarket. We are acknowledged and recognised. We invite local schools to see our school show in Spring term. We work with the neighbouring secondary schools to enable their sports leader programme to occur and provide many of their students with work experience opportunity. Our pupils enjoy going for walks around the grounds of the neighbouring school and also the sports day that takes place there each year. By taking the pupils out into their local community, they are given opportunities to become familiar with their surroundings and develop their independence which will support them in later life. Money was raised by the local community to build the hydrotherapy pool which is now used by the children at the school as well as by vulnerable members of the community. Please increase provision, not decrease

#### 2.4.4 Comments given by 'Others':

##### Anthony Scorer, SN10

Considering at least Staffing Retention; Community inclusion; Development of a centre of excellence and support to families, I make the following comment. Why is it necessary to close Rowdeford School? This is a centre of excellence with good staff morale and good community links with a great reputation as a centre of excellence. It has a recognised name with great appeal to those who donate time or money to the furtherance of the school. Changing the name to School B or the A.B. Cdefij Memorial School would throw away a name with value. I trust the suggestion of renaming has a practical and not political reason or a

reason connected with change of status to Academy. The work done by Wiltshire Council in the previous study agreed with the school's statement that the school can easily be EXPANDED to cater for increased numbers. Why not concentrate the St Nicholas on a smaller range of need. the buildings appear modern and it has great staff and parent backing. You would only then antagonise half of staff and parents and not all of them?

[Clare Moody MEP, DT4](#)

I support children with special needs being educated as close to their homes as possible.

[Elizabeth Kay, BA15](#)

I understand the concept of 'centre of excellence': it works well for factories... but it's not just process and facilities that educates children. I think the case for having special needs educational facilities in the hearts of our communities is really strong. I would prefer the investment you wish to make improves and expands the three different schools. This reduces travel time which can be difficult and dangerous for these pupils, whether by bus or family car. Most importantly, allows them to better integrate and interact directly with the community. For example, St Laurence students help at Larkrise, an opportunity lost by moving out of town.

[Lance Allan, BA14, Trowbridge Town Council](#)

Trowbridge Town Council objects strongly to the proposal to close Larkrise Special School. It is important that as far as practical, special schools are provided for within the communities that they primarily serve. Whilst it is recognised that it is not possible to provide special schools in all communities it cannot be right that special school provision is not made within Chippenham and Trowbridge as two of the most significant settlements in Wiltshire in addition to Salisbury. In addition the proposal to establish a new school at Rowdeford, in a rural area not closely linked to a town will result in significant increased travel time for these vulnerable young people and will deprive them of the opportunities to engage directly with a wider community in a town environment. Larkrise provides the best mix of town location at the heart of the community as well as additional rural facilities provided at Larkrise Farm. Please reconsider the closure proposal and ensure that Chippenham and Trowbridge have their own community based special school provision.

[Miss Lavender, SN10](#)

Special needs schools are paramount for the children that attend these schools. Children that would not cope in mainstream education and should be educated to meet their needs. Rowdeford has always been an exceptional school, supporting children to meet their support needs and giving them a quality of education that they would not get in a mainstream environment. This also provides parents with the comfort of knowing that their children are in a safe environment and ensures their children's needs are met. The teachers at Rowdeford are trained to work with special needs children. They are exceptional teachers that ensures the children work to the best of their ability without the pressures of mainstream schools.

[Shaun Laverick, BA14](#)

The closure of a facilities which have functioning adequately for those require them by supplying a decent level of education and care simply beggars belief. it will only result in causing unwarranted stress on pupils as they travel the distances to and from the new location Which may lead to having an adverse effect on their education. The money would be far better spent on improving what is already on offer at these schools so it allows to continue to supply the quality education many have benefitted from in the past .them for many more years ..the school closures are considered unwarranted and unwanted by many within the communities by those families who currently send their children to them and their wishes must be taken on-board and respected.

#### Megan Addicott, SN15

Having seen what goes on at St Nicholas and how important it is to parents for their children to be at a local school, I think it is very important to keep these schools so children can go to schools near to where they live.

#### Sue Buxton, SN10

Special Schools are just that, Schools that are specially set up, staffed etc. to give their students high quality education that is specific to their needs. Indeed all good schools will have teaching and learning programmes, which cater for all the various learning styles. All children need to feel secure at their place of learning, or learning will not take place. They need to know their surroundings and be familiar with the staff and other students. Large schools do not give children this security. Ideally a student's school should be close to where they live, so that it is familiar to them, and is easier for their parents to come into school for an emergency or visit. In any case it is not appropriate for children with special needs to have to travel long distances every day to get to school. When they arrive, they will be tired, and not ready to learn. The Special Schools we have already in Wiltshire are good schools, liked by children, parents and staff. Why try to change what we already have?

#### John Bowley, BA12

Children with disability and their parents are very unfortunate. These families need maximum support and genuine sympathy from the Council. I believe the proposal to close local Special Needs schools and concentrate all Wilts disabled or SN children into a single special institution in a comparatively isolated location to be unkind, impractical and wasteful. The consequent much increased transportation by motor vehicle would be hard on the children, disproportionately costly and, of course, environmentally detrimental. I ask Wiltshire Council to be open to proposals from the parents and others with understanding of the overall requirements.

#### No consent given to share name

Rowdeford is an exceptional resource - its location, site setting, teaching culture, community links all combine to make this the best option for creating a single school.

#### No consent given to share name

I think it essential that the children are educated locally and as part of the community. Time spent travelling to a centralised school could be distressing for some and would cause difficulty for parents either to accompany their child and give up time to do so, or leave their child to travel without them. Also if there was a need for the parent to go to the school, perhaps in an emergency, this could present difficulties if they rely on public transport.